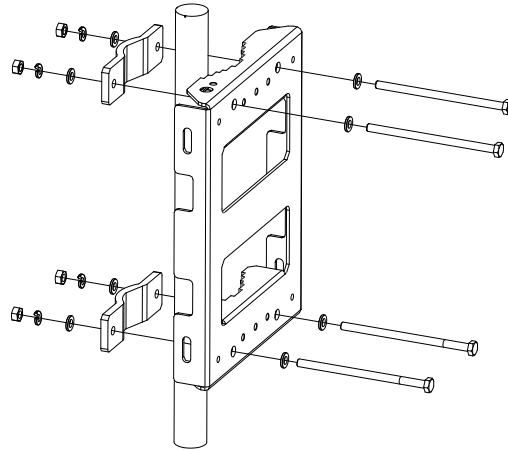


## PoE Midspan Mounting Instructions

There are two options to mount the PoE outdoor Midspan:

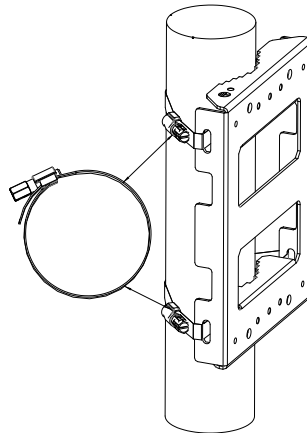
**Option 1:** Using a pole diameter of 1" to 3"

(25.4mm to 76.2mm)



**Option 2:** Using a pole diameter of 3" to 8"

(76.2mm to 203.2mm)



## Microsemi Outdoor Mounting Bracket Installation Guide

### Notice

It is Microsemi's policy to improve its products as new technology, components, software, and firmware become available. Microsemi, therefore, reserves the right to change specifications without prior notice.

### Technical Support

If you encounter problems when installing or using this product, please consult the Microsemi website at:

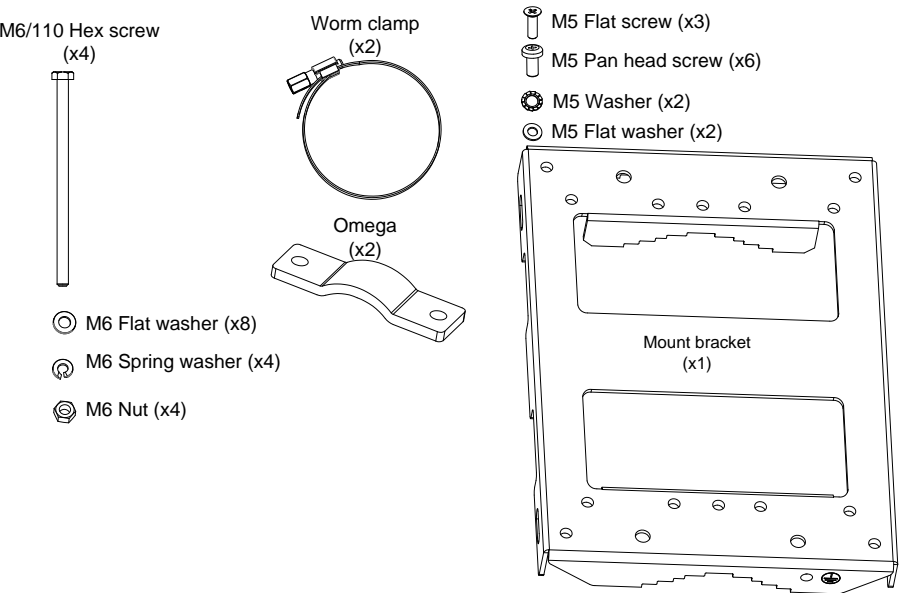
<http://www.Microsemi.com/powerdsine/support>

© 2015 Microsemi Corp. **Ordering Information:**

- Product Name: Microsemi Outdoor Mounting Bracket
- Part Number: **PD-OUT/MBK/S**
- Description: **Mounting bracket for outdoor unit**

Document P/N 06-6620-160 Rev. A00

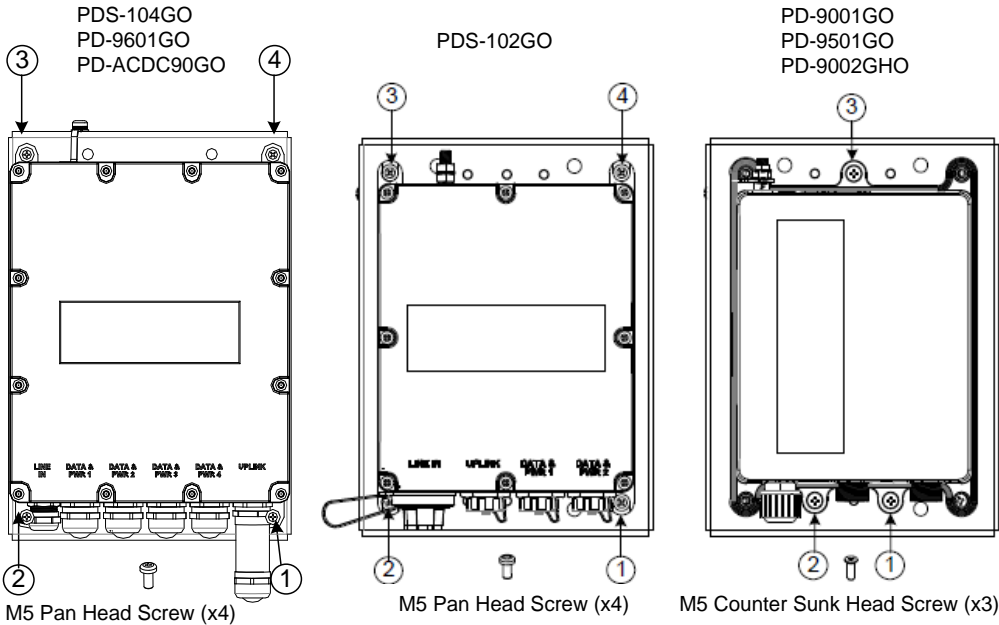
Mount bracket kit content



Item	Name	Qty.	Additional Information
1	Mount bracket	1	Mount into a pole
2	Worm clamp	2	Used when installed on a pole of 3" to 8"
3	Omega	2	Used when installed on a pole of 1" to 3"
4	M5/16 Flat screw	3	Use this to attach the unit to the mount bracket
5	M5/16 Pan head screw	6	Use this for ground cable connection and/or to attach the unit to the mount bracket
6	M5 Washer	2	Used to connecting the ground cable and/or when using M5/16 pan head screw
7	M5 Flat washer	2	Used to connecting the ground cable and/or when using M5/16 pan head screw
8	M6/110 Hex screw	4	Used when installed on a pole of 1" to 3"
9	M6 Flat washer	8	Used with M6/110 hex screw
10	M6 Spring washer	4	Used with M6/110 hex screw
11	M6 Nut	4	Used with M6/110 hex screw

Connecting the Mount Kit to the PoE Midspan Unit

The mount kit supports the following products:



**Warning:** Mounting bracket must be connected to earth ground

