

Symmetrical Horn Antenna

SH-TP 5-60

SYMMETRICAL HORN ANTENNA WITH TWISTPORT CONNECTOR AND CARRIER CLASS PERFORMANCE

The SH-TP Series Sectors offer unique RF performance in a very compact package. Scalar horn antennas have symmetrical beams with identical patterns in the Vertical and Horizontal plain. Extremely small Side lobes are inherent to this type of antenna so interference is greatly decreased. SH-TP Antennas are ideal for covering areas with close in clients where null zone issues occur. High density AP clusters and radio Co-location is now practical due to our very unique RF radiation patterns.

All SH-TP Antennas are equipped with a unique TwistPort™, our patent pending wave guide connector. TwistPort™ connectors are virtually loss-less and a revolutionary leap forward in wireless system scalability and convenience of deployment. SH-TP Antennas are compatible with any TwistPort™ equipped radios. Our antennas support a wide range of third party radios from mainstream vendors with our TwistPort™ Adapters along with our RF elements® Simper™ Radios.



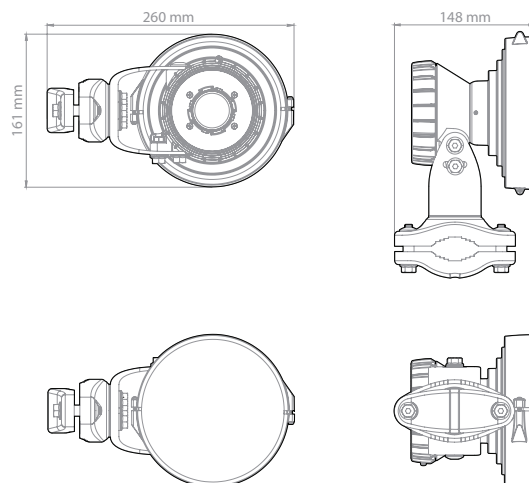
TECHNICAL DATA

Antenna Connection	TwistPort™ - Quick Locking Waveguide Port
Antenna Type	Horn
Materials	UV Resistant ABS Plastic, Polycarbonate, Polypropylene, Aluminium, Stainless Steel
Enviromental	IP55
Pole Mounting Diameter	15-86 mm
Temperature	-30°C to +55°C (-22°F to +131°F)
Wind Survival	160 km/hour
Mechanical Tilt	± 25°
Weight	1.5 Kg / 3.3 lbs – single unit 1.9 Kg / 4.2 lbs – single unit incl. package 20.7 Kg / 45.6 lbs – carton (10 units)
Single Unit	Retail Box: 16.5 × 19 × 31.5 cm
10 Units	Carton Box: 35 × 40 × 86 cm

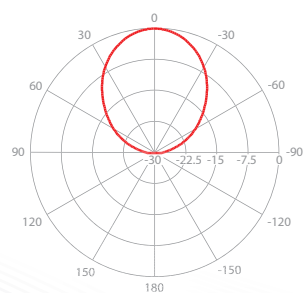
PERFORMANCE

Gain	13.2 dBi
Azimuth Beam Width -3 dB	H 41° / V 41°
Elevation Beam Width -3 dB	H 41° / V 41°
Azimuth Beam Width -6 dB	H 60° / V 60°
Elevation Beam Width -6 dB	H 60° / V 60°
Front-to-Back Ratio	36 dB

PRODUCT DIMENSIONS

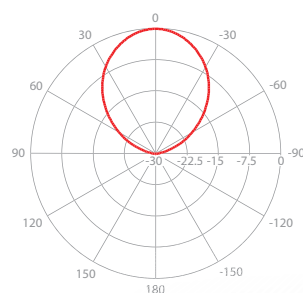


AZIMUTH PATTERN



V/H - Port Pattern Azimuth 5.6 GHz

ELEVATION PATTERN



V/H - Port Pattern Elevation 5.6 GHz

GAIN

