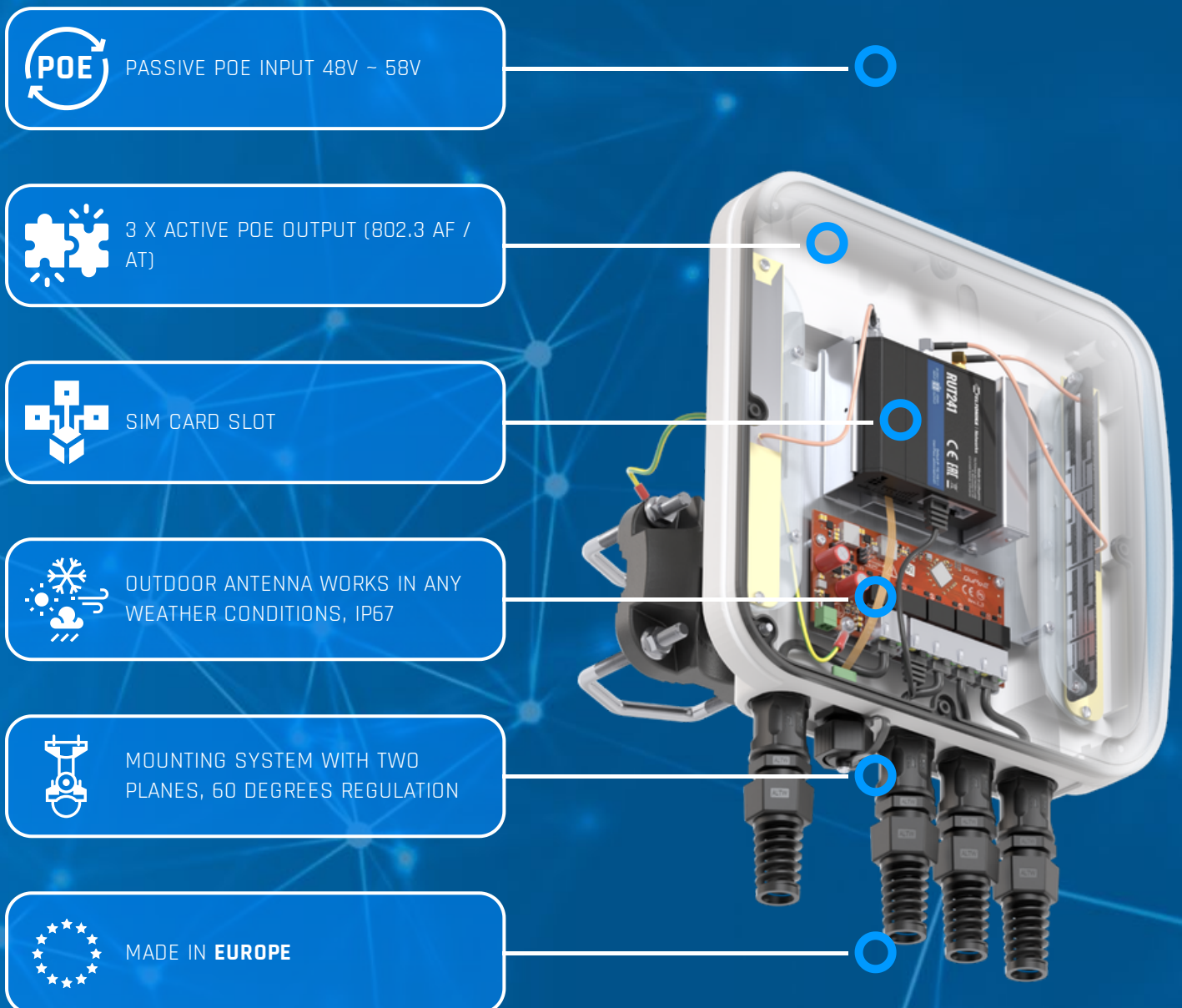


QuCam for RUT2xx Global

Outdoor CCTV LTE PoE gateway Global with embedded LTE router & PoE switch for CCTV cameras.

QuCam for RUT2xx Global is a powerful outdoor industrial gateway for professional CCTV application with embedded PoE switch for up to 3x CCTV cameras and place to install Teltonika RUT200, RUT240, RUT241 or RUT260 (not included in gateway set). QuCam for RUT2xx also has integrated omnidirectional LTE and Wi-Fi antennas. The mobile router delivers high performance for mission-critical cellular communication in harsh and hazardous environments where a wide operating temperature is required. Equipped with an external SIM holder.



PASSIVE POE INPUT 48V ~ 58V



3 X ACTIVE POE OUTPUT (802.3 AF / AT)



SIM CARD SLOT



OUTDOOR ANTENNA WORKS IN ANY WEATHER CONDITIONS, IP67



MOUNTING SYSTEM WITH TWO PLANES, 60 DEGREES REGULATION



MADE IN EUROPE

5G/LTE ANTENNA SPECIFICATION

FREQUENCY	617 - 960 MHz 1.7 - 2.7 GHz 3.3 - 4.7 GHz 5.2 - 6.0 GHz
GAIN	617 - 960 MHz : 3 dBi 1.7 - 2.7 GHz : 4 dBi 3.3 - 4.7 GHz : 4.5 dBi 5.2 - 6.0 GHz : 2.5dBi
SUPPORTED LTE/5G BANDS	1, 2, 3, 4, 5, 7, 8, 9, 10, 12, 13, 14, 17, 18, 19, 20, 22, 25, 26, 27, 28, 29, 30, 33, 34, 35, 36, 37, 38, 39, 40, 41, 42, 43, 44, 47, 48, 49, 52, 53, 65, 66, 67, 68, 69, 71, 85, 103, 106, n1, n2, n3, n5, n7, n8, n12, n13, n14, n18, n20, n25, n26, n28, n29, n30, n34, n38, n39, n40, n41, n47, n48, n53, n65, n66, n67, n71, n77, n78, n80, n81, n82, n83, n84, n85, n86, n89, n90, n95, n97, n98, n100, n101, n256
VSWR	<1.80, max <2.00
BEAMWIDTH	360°/35° ±5°
POLARIZATION	Vertical
IMPEDANCE	50 Ω
CONNECTOR	2x SMA
CABLE TYPE	RG316

WI-FI ANTENNA SPECIFICATION

FREQUENCY	2.4 - 2.5 GHz 5.0 - 7.2 GHz
GAIN	2.4 - 2.5 GHz: 6dBi 5 GHz: 7.5dBi 7 GHz: 7.5dBi
VSWR	< 1.50, max < 2.00
BEAMWIDTH	360°/25°
POLARIZATION	Vertical
IMPEDANCE	50 Ω
CONNECTOR	1x RPSMA
CABLE TYPE	RG316

POE SWITCH SPECIFICATION

IEEE STANDARD	IEEE 802.3ab 1000Base-T Gigabit Ethernet IEEE 802.3AT PoE (Power over Ethernet)
POWER INPUT	Powered from Passive PoE Input 48-58V 3A (Supports both PoE A mode and B mode) or DC Input 48-58V 3A
POE OUTPUT	4x 802.3AT 30W or 3x 802.3AT 30W + 1x Passive PoE 24V 25W
DATA OUT	RJ45 10/100/1000Base-T(X)
OPERATING TEMPERATURE	-40°C ... +70°C

DIMENSIONS	125mm x 60mm x 14mm
EN 61000-4-2 (ESD)	+/- 6V contact, +/- 8kV air
EN 61000-4-3 (RS)	10V/m Cryteria A
EN 61000-4-4 (EFT)	+/- 1kV Cryteria A
EN 61000-4-8	30A /m
EN 61000-4-5 (SURGE)	1kV
IEC60950-1	YES
EN62368-1	YES

POWER SUPPLY ELECTRICAL INPUT SPECIFICATION

INPUT VOLTAGE	110 ... 240VAC
INPUT FREQUENCY	50 ... 60Hz
INPUT CURRENT	max. 2A RMS
INRUSH CURRENT	max. 30A
AC LEAKAGE CURRENT	max. 3.5mA
EFFICIENCY	min. 80% @ 100VAC, 84% @ 240VAC
DIELECTRIC STRENGTH (PRIMARY TO SECONDARY)	3kVAC/5mA/1s
INPUT SOCKET	IEC320-C6
AC POWER CORD	1.5m length, 3 pins EU or UK plug or US plug

POWER SUPPLY ELECTRICAL OUTPUT SPECIFICATION

OUTPUT VOLTAGE	56VDC
MIN. LOAD	0A
MAX. LOAD	1A
PEAK LOAD	1.46A
OUTPUT POWER	56W
LINE REGULATION	± 3%
LOAD REGULATION	± 5%
RIPPLE	560mVpp
TURN ON DELAY TIME	max. 5s
RISE TIME	max. 40ms
HOLD UP TIME	min. 5ms
OVERSHOOT	max. 15%
PROTECTIONS	Short circuit, over current (110 ... 200% of DC output)
ETHERNET PORTS	Input (LAN): 1x RJ45 10/100/1000Mbps Output (PoE): 1x RJ45 10/100/1000Mbps
POE MODE	mode B: pins 4,5 + / pins 7,8 -
LEDS	Green: Power supply is on, Orange: PoE device connected

POWER SUPPLY MECHANICAL SPECIFICATION

MTBF	30,000 operating hours confidence-level at 80% load, 25°C
OPERATING TEMPERATURE	-10°C ... +45°C
STORAGE TEMPERATURE	-20°C ... +85°C
HUMIDITY	5% @ 0°C, 90% @ 40°C
SIZE	146 x 59 x 30mm (LxWxH)
SAFETY	CE: EMC/LVD / FCC Part 15 Class B/ EN55022 Class B/ EN55024

MECHANICAL SPECIFICATION

MATERIAL	ABS (UV Resistant), aluminum, PTFE, fiberglass
OPERATING TEMPERATURE	-40°C ... +70°C
WEIGHT	2.24 kg 4.93 lbs
DIMENSIONS	27 x 27 x 7.7 cm 10.63 x 10.63 x 3.03 inch
INGRESS PROTECTION	IP67
ENCLOSURE RECOMMENDED TIGHTENING TORQUE	0.6 - 0.8 Nm

MOUNTING KIT

DIMENSIONS

9.9 x 10.5 x 14.8 cm
3.9 x 4.13 x 5.83 inch

REGULATION RANGE

+/- 30°

MAST DIAMETER RANGE

25 - 66mm
0.98-2.60 inch

MATERIAL

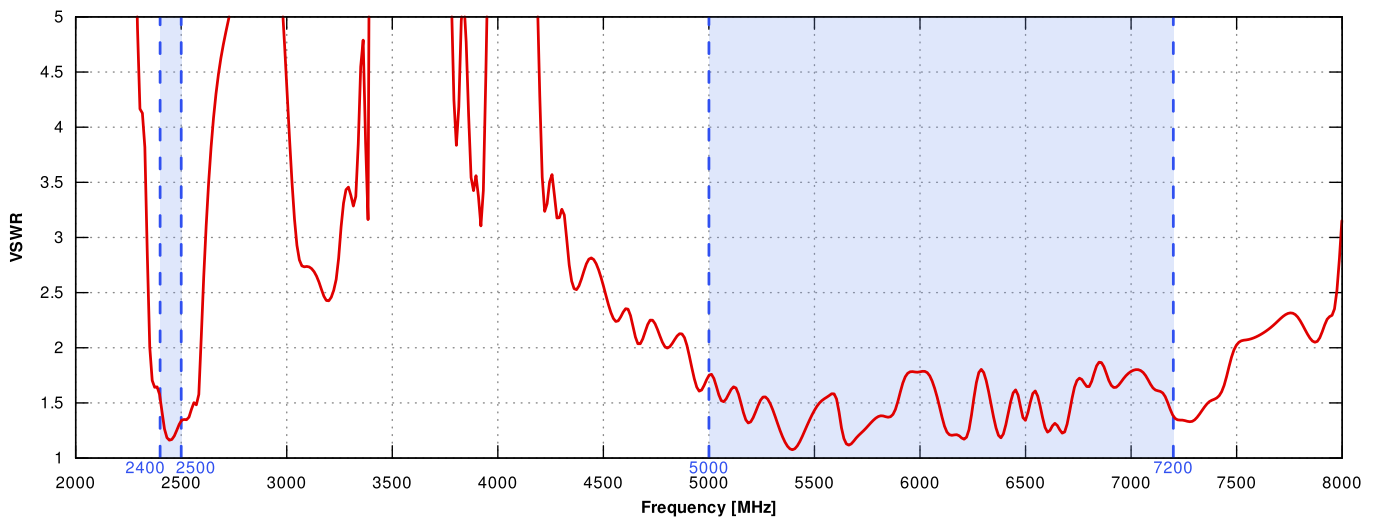
Polyamide with fiberglass + galvanized steel U-Bolts

MOUNTING PLACE

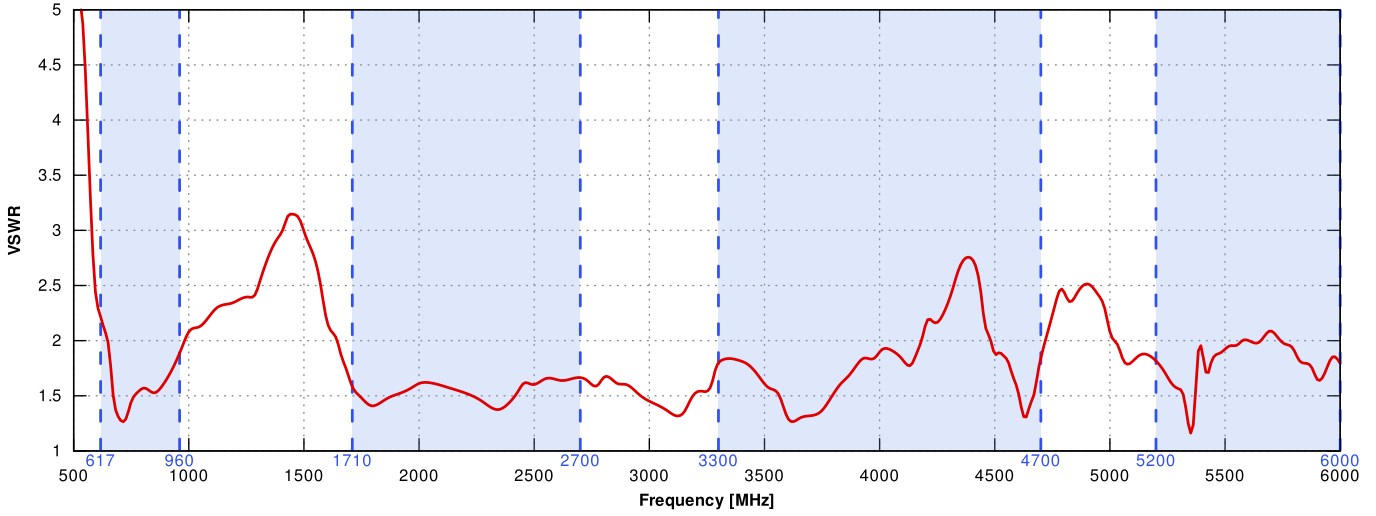
Wall or ceiling or mast

PLOTS

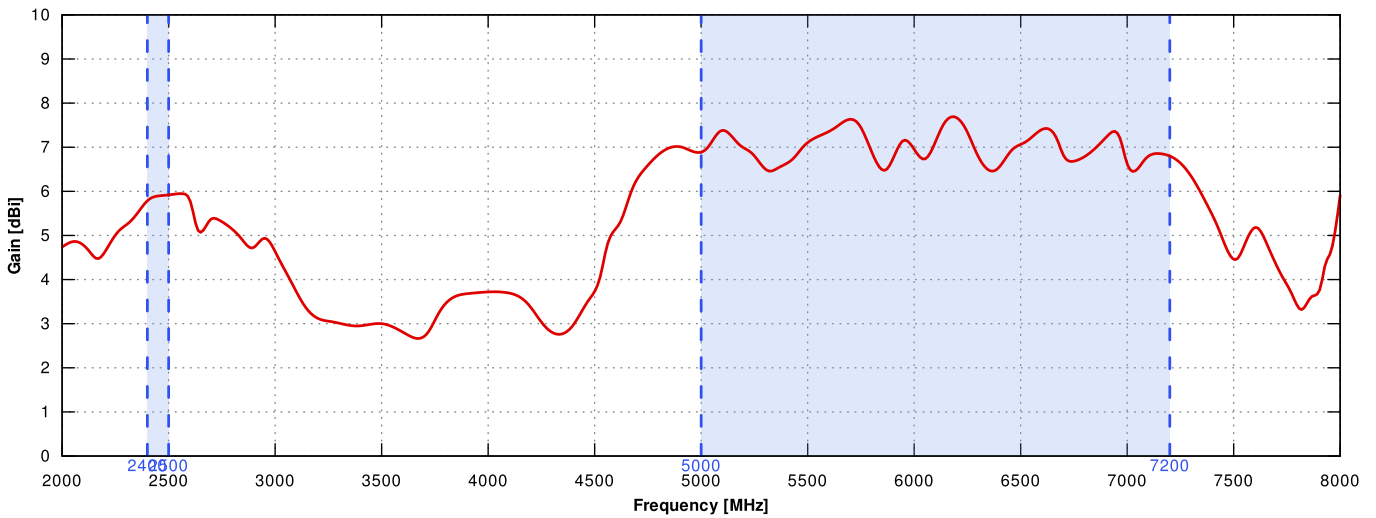
VSWR FOR WI-FI ANTENNA



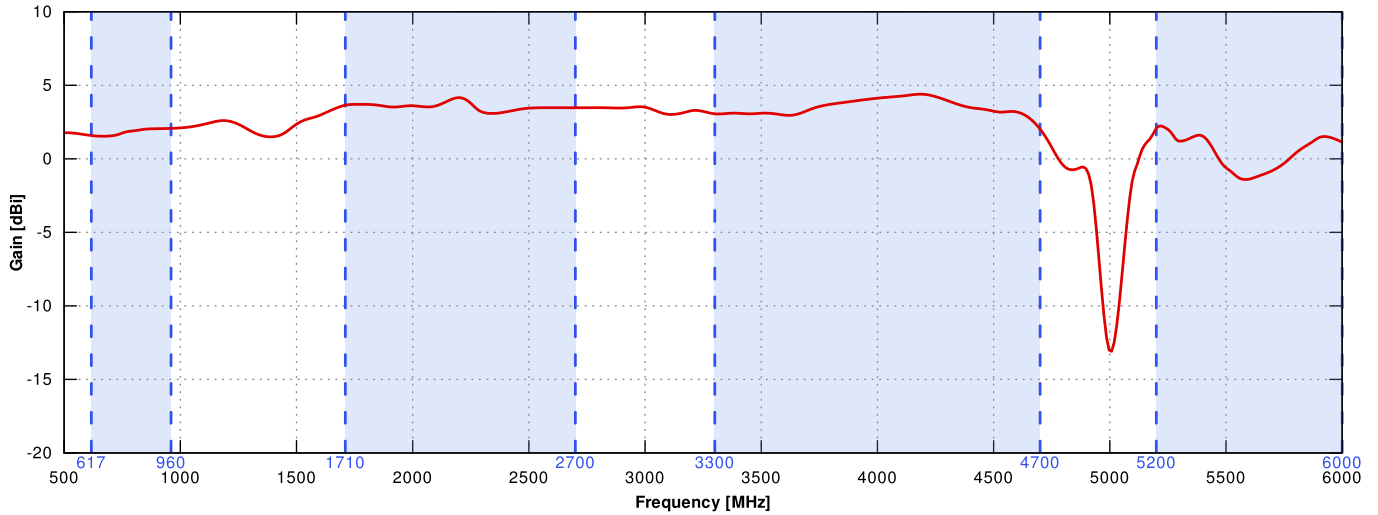
VSWR FOR 5G/LTE ANTENNA



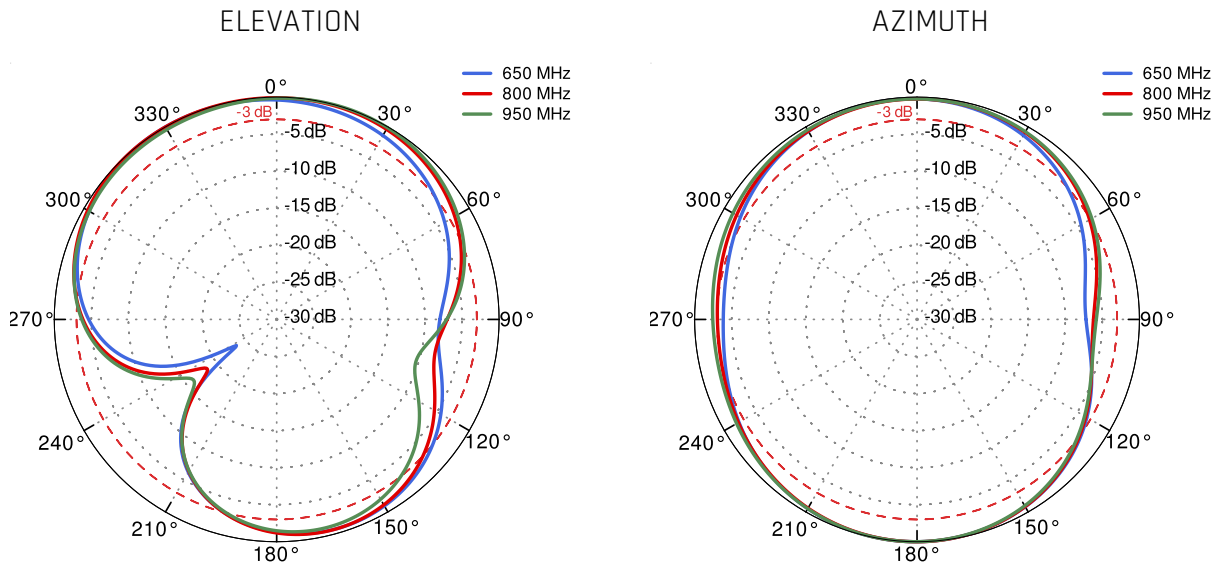
GAIN FOR WI-FI ANTENNA



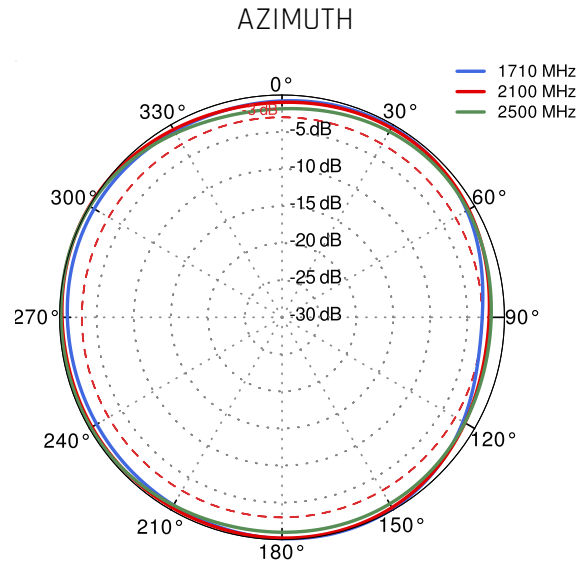
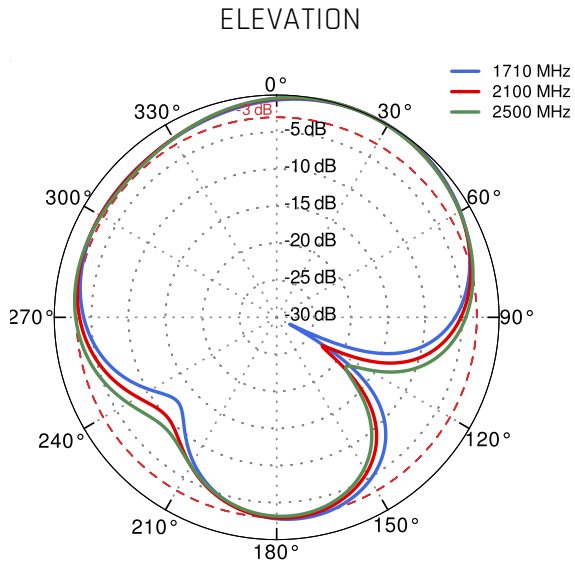
GAIN FOR 5G/LTE ANTENNA



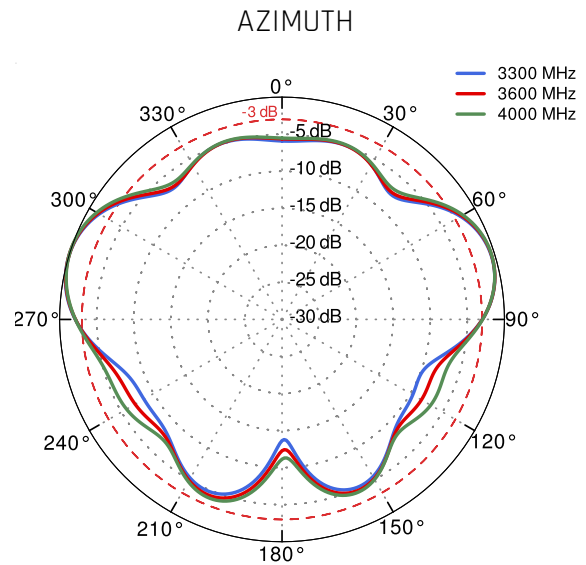
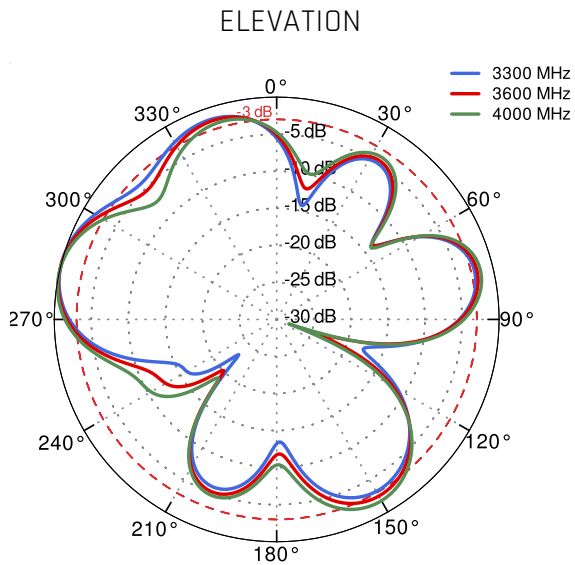
5G/LTE from 650MHz to 950MHz



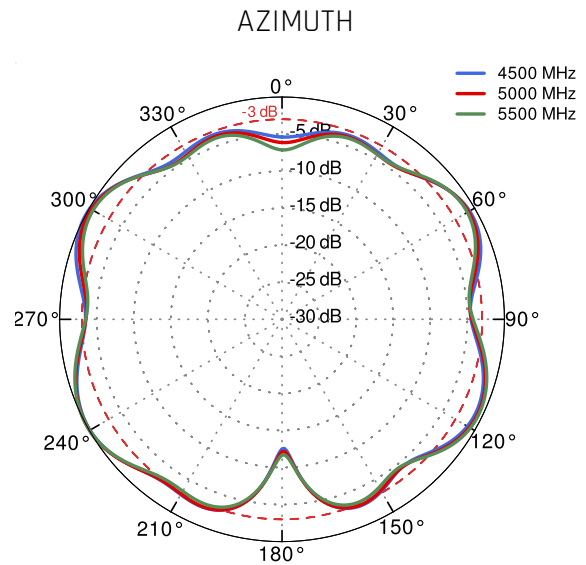
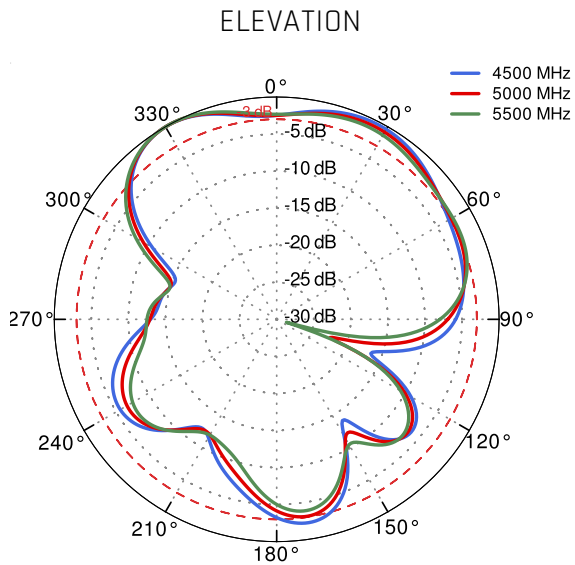
5G/LTE from 1.71GHz to 2.5GHz



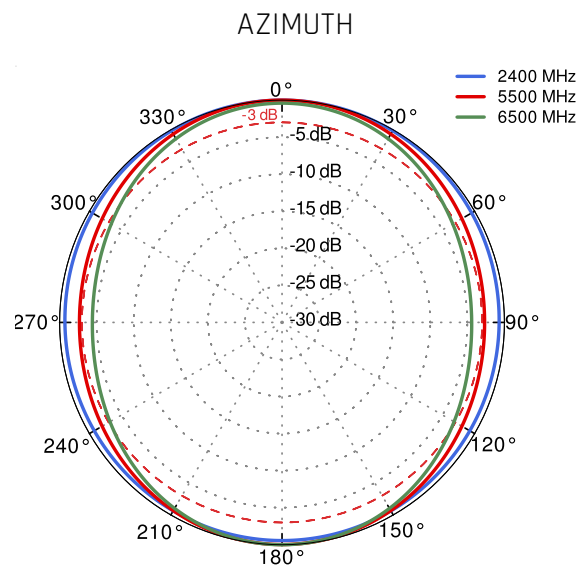
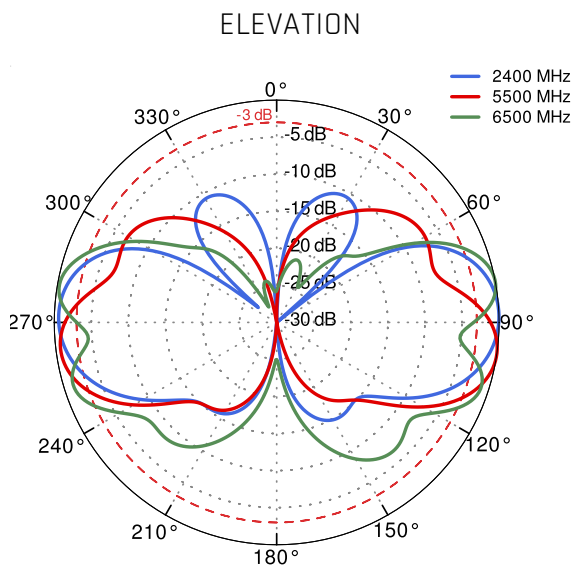
5G/LTE from 3.3GHz to 4.0GHz



5G/LTE from 4.5GHz to 5.5GHz



Wi-Fi 2.4GHz to 6.5GHz



PORTS

